



Myrtleholt
of The Kingdom An Tir

THE LEAFLETTE

The official newsletter of the Incipient Barony of Myrtle Holt • APRIL 2016 (AS L)

THIS ISSUE

- St. Eggberts
- Beau Cheval
- How Much Does a Horse Cost?
- Dayshade Challenge
- First Days of Myrtle Holt
- Basic Armouring (A Series)
- Recipe: Alexander's Cake
- Last Call
- Officer Excerpts...
- Looking Forward
- Calendar
- Officer List

The Feast of St. Eggberts—Results



Winners:

Egg Jousting: Felix the Fierce won a book of games

Bocce Egg: Felix the Fierce won in the individual youth category, winning a gilded egg. Newcomer Bridgette won the adult category and a gilded egg. Jennet MacLachlan of Loch Fyne and David de Rosier-Blanc won the team event

Cut N Thrust: Tournament was won by Taran mac Tarl'a of Glyn Dwfn. She and runner-up William Geoffrey the Rogue took home shields

Heavy Barrier: Sir Lawrence was awarded the tournament prize of a mace and presented his mace to Robert O'Neill for sharing his gear with him.

Gifts were presented to the Children at the event, Newcomers were gifted from Praetora Vesta.

Awards:

Award of Arms: Rosheen Fitzgerald

Grail of the Summits: Andreana Sionnach

Grail of the Summits: Bowen Doyle

Order of the Silver Barberry:

Brynhildr Smidsdottir

David de Rosier-Blanc

Emir Andahar

Jennet MacLachlan of Loch Fyne



This award is presented as a sign of appreciation and honor by the Coronet Consort to select gentles who have contributed greatly to the personal care and well-being of Her Highness. Recipients are entitled to wear the Symbol of the Order, an Argent spray of Barberry

Awards continued on Page 2....

Egberts, continued...

Order of the Astrolabe of Saint Brendan:

David de Rosier-Blanc
Jennet MacLachlan of Loch Fyne

Given by the Coronet to recognize those members of the principality who travel great distances and represent the Summits to the Knowne Worlde in an honorable fashion. Originally named the Far Voyager, then

A&S Championship 8 entries were received

- 1st:** Brynhildr Smidsdottir
for her chest with gameboard
- 2nd:** Taran mac Tarl'a
for her banner made with an old dress
- 3rd:** Master Brizio de Maroni Corazzaio
for his knife with elk horn

Silent Auction: \$185 Raised through Silent Auction donations and campaign efforts for the Principality General Fund!



Eggberts, continued...



Kubb, or Viking Chess



Master Brizio's Soapstone, Pewter Casting Class



What do you get when you combine celery and carrots with Master Brizio?



A Celequary...

Egberts, continued...



Eggberts, continued...



Thanks:

Feast Stewards! Their Highnesses for playing with Myrtle Holt; Event Stewards! Tristan Munroe for his Eggcellent Games; Hrothric for being musical; Keara Rilyn Buchanan for her work on the A&S Champion's scroll; Uilliam mag Dhuibhfhinn for Kubb and Darts; and the many folk who sat gate, set up and took down, taught classes, assisted the feast stewards,

Beau Cheval: How Much Does a Horse Cost?

Article and Photos By HL Rathyen de Bures of Acton

Horse people get asked that question a lot. Eager parents wanting to know what it might cost to get one for their kids, or just people who have come to an event and are interested in getting into horses. It is not an easy question to answer, but the first thing I tell people is this, “The amount of money you spend on buying a horse is going to be the cheapest thing about owning one.”

Let me explain.

The first consideration when even thinking about buying a horse is, where will you put it? If you have space on your own property with some kind of horse-safe enclosure, then that is good. If not, you will need to board the horse somewhere.

Depending on the stable, the accommodations, and the amount of care they provide, it can cost you between \$350-\$600 a month. If they just toss your horse out in a pasture with a bunch of others (not the ideal situation for a variety of reasons) it would be slightly cheaper.

The cost of feed. If you are boarding your horse and they are doing the feeding, the monthly fee they charge will include the cost of the hay. Just make sure you check out the quality. Junk hay is cheap, but doesn't do your horse any good. If you have your horse at home, feeding good grass hay, then it is going to cost you around \$12 a bale. A horse being fed a minimum of twice a day, will go through a bale in about a week, or faster if your horse is a big guy needing more fuel. It is always a good idea to feed some kind of supplement or vitamin along with the hay, as our local hay lacks selenium, which horses need. A 40lb bag of good mixed grain pelleted feed is around \$16. Depending on how much you need to feed (each of our horses gets ½ lb a day) the bag can last quite a while.

This rundown does not include horses with special needs (I have two). This can mean special supplements, vitamins, or medications.

Hoof care is next. In our area the farriers charge around \$35 for a hoof trim, and around \$60 for shoes all round. We keep our guys barefoot, so for our three it costs us \$105 every eight weeks.

Now you have vet fees. Every Spring horses need vaccines that cover various infectious respiratory illnesses, West Nile disease, and rabies. For us to have the vet out costs a ranch visit fee of \$25, plus the cost of the vaccines. A typical Spring vet check with vaccines runs around \$100 - \$120. If your horse is injured or gets sick, obviously that is going to add to your vet bill for the year.

Every few years horses need their teeth checked, and if needed, hooks that have developed from chewing need to be filed off (called “floating” the teeth) to prevent damage to the inside of the mouth.

Every few months your horse needs to be wormed to prevent internal parasites doing damage to their intestines. Wormers vary, depending on brand. We pay about \$12 a tube, and our bunch are wormed four times a year.

So here you are, with just the approximate cost of keeping a horse.

This hasn't touched on all the equipment you would need in order to ride your horse, or take it somewhere.

Tack would include saddle, bridle, saddle pads, halter and lead rope.

Grooming tools include brushes, hoof picks, mane & tail combs, shed blades, curry combs, soft brushes for around the face, shampoo & coat conditioners, and fly spray.



Delight, wearing her tiara. 'cause after all, she gets treated like a Queen

Beau Cheval: ...Horse Cost? (continued)

Article and Photos By HL Rathyen de Bures of Acton

You can get kinda crazy with this stuff, since there is so much out there. Oh, and you will need a tack box to put it all in.

Blankets for winter, fly masks and fly sheets for summer.

First Aid Box = vet wrap, rolls of cotton gauze, wound cleaner, antihistamine (for allergies like bee stings or bug bites), eye wash, antiseptic creams or gels for putting on wounds. Bute paste for pain and fever. A lidded box to hold these supplies. You should have one of these kits for the barn, and one for the horse trailer.

Want to go somewhere? You need a horse trailer and a vehicle big enough to pull one.

Want any kind of riding lessons or the chance to teach your horse a new discipline? You will need to find a qualified trainer.

It goes on-and-on, limited only by your bank account.

Oh, and the actual cost of the horse. Well, that can run between \$900-\$1,200 up to \$15,000-\$20,000+, depending on if you want a purebred registered horse that has already been well trained, or you are happy with a grade horse that just goes good on the trails. The thing to remember, though, is that it is going to cost you the same in upkeep whether you buy a cheap, poorly trained horse or an expensive, well-trained one.

Robert and I figure that my entire monthly social security check is what pays for the upkeep of our three horses.

So you see, “How much does a horse cost” is a very loaded question.

With respect,

R de B

Dayshade Challenge—Battle of the Biancos

The Gull-Wing Party

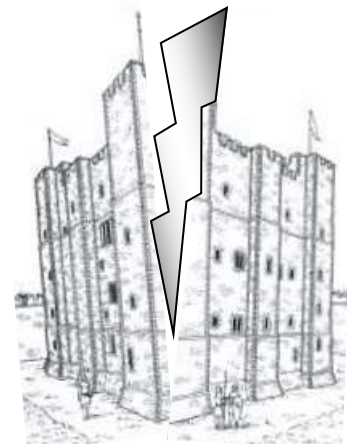
Vicountess Jennet MacLachlan of Loch Fyne

Her Excellency proposes to raise funds to replace the current pavilion with a completely new gull-wing structure utilizing wooden support posts.

Unfortunately, although the goal is to have the new structure ready for ARC this Autumn, to provide much-needed shade, funds are not at the level needed to purchase weather-proof, light-colored fabric. Have an inexpensive source? Do you wish to donate? Contact Her Ladyship, please.

Progress to date:

\$150.10



The First Days of the Shire of Myrtleholt

Article by Lady Alexis Myrrdin of Braemist (mka S. Vickoren)

Greetings to all! I am Alexis Myrrdin of Braemist, and I first encountered the SCA in Riverfront Park, in the mundane town of Grants Pass, Oregon. It was the year 1983... or was it 1984, and there was a demo being given with the help of several people from the Ashland area.

Actually, I had decided to take my 3 small children to the park and we just sort of accidentally wandered into the mist of what was being called 'a demo'. And such a glorious thing it was with the clashing and bashing of arms, wonderful weavings and embroidery patterns and many wonderful other things going on. It was enough even to keep the kids entertained for the day, and those putting it on were nice enough to talk to both me and be friendly to the children. In all, it was quite an enchanting day - and so of course I wanted to know more and spent time talking to those there.

During my first few weeks with the SCA group in Grants Pass, we met in all sorts of unusual places - at the local McDonalds - or a certain picnic table in the park - under a tree in someone's back yard, and much to my surprise I found I had become the Seneschal of the then incipient 'Shire of Myrtleholt'! It may have been more due to the fact that I was the only one present at the meetings who had a number of years past the age of 18 - but we all wanted a local group of our own to play in and were determined to make it happen!

Within a few weeks I found myself wearing a hastily put together tunic, and neatly stuffed into the back seat of a Volkswagen Bug (that needed to be pushed to get it to start), and, in the middle of the night, driving with 2 others, to my very first event that I would not be just a spectator at.

Everything was so mysterious that night. We arrived well after dark, to the sound of rather tribal sounding drums and light of many, many campfires. Men in kilts came over to help us unpack the car and find a campsite. We pound tent stakes in the dark in time to the sound of those drums and then ate at the Dun Cow Inn where the belly dancers were even more impressive than the delicious food and the sweetest of mead. I fell asleep that night wondering what sort of magical world had I so accidentally stumbled across!

Fortunately the Crown approved of the gifts we presented the next day, and with the properly filled out paperwork submitted, the SCA became a curious aspect of life occasionally encountered by the people of Grants Pass, and the Shire of Myrtleholt was born.


"Are you in a play?" was a question actually asked of me more than once at the small grocery store in Grants Pass, where we stopped for picnic food on our way to day long events, and my children soon took to shouting 'HOLD!' instead of 'time out', even in their mundane play.

Over the next two years the shire grew person by person. A few demos at elementary schools and in various parks, a one day tournament now and again, winter indoor events held in the meeting rooms of various public buildings, and so - person by person and month by month, what started as 3 people soon grew into a dozen and more!

Today it has been more than 25 years later and my children who were all below third grade then, are now much, much taller. One of them has been awarded various titles in the SCA, and even my grandchildren have been raised from infancy to their teens in its realm.

The SCA is a wonderful way of teaching the values of honesty, honor and chivalry to people of all ages and walks of life. The world needs those kinds of values in its midst, and we - we are among those who keep and preserve them. And so today, when you are doing 'just a small demo' - never forget what you may be inspiring in someone who even just 'wanders by'!

The end (or more accurately, it was just the beginning!)



Basic Armouring Chapter 3: Tools (continued)

Basic Armouring—A Practical Introduction to Armour Making
Copyright 2002 By Paul Blackwell

The material provided in these articles are excerpts from Basic Armouring, a book by Paul Blackwell. The contents and images are used with permission and courtesy of Paul Thane-Clarke (Richard the Rampant) of Brighthelm.org

Chapter 3: Tools—Continued

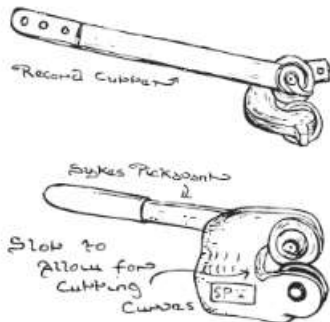
Cutters

Making armour will involve cutting lots of devious shapes from pieces of metal; a decent cutter is therefore a good investment. A decent cutter is perhaps the most awkward tool to find at a reasonable price.

The cheapest tool I've ever seen used was a cold chisel. Simply chisel the shapes out on an anvil, then grind them into something useable. Very noisy and time consuming — not recommended.

At the bottom end of the more practical range of tools is the humble hack saw — cheap, cheerful but will take you forever. You can use an electric jigsaw but they tend to be very noisy and rather time consuming as well. Make sure you use the correct blade and support the steel to prevent it bouncing around.

Snips, sometimes sold as Tinsnips or Shears will cut thin steel but you will need a gigantic pair to cut 1.2mm or above with any ease. This is actually very period. Compound action snips or Aviation snips give you a mechanical advantage when cutting; they only handle up to 1.2mm steel though.



Once upon a time just about every engineering shop in Britain had a pair of Record wheel cutters — then someone invented power tools. You can still occasionally find them second hand, though as one dealer said “They are as common as rocking horse shit.” They operate like a giant can opener and can cut lines, curves or complex shapes into 1.6mm or thinner steel. They are supposed to mount into a special block, though I've never seen one, but a vice works fine. They also come with an extra handle so you can use them hand held; great for cutting sheets in half. If you see a pair buy them! A similar machine is a Sykes Pickavants Mini Cutter which can also handle up to 16 gauge mild steel.

Modern workshops use floor or bench mounting shears, power nibblers or power shears — yep they all sound expensive. The bench-mounted shears are giant guillotines, which cut straight lines very well; they aren't so hot on curves. Nibblers work by punching lots of small lumps out of your sheet, rather messy and very noisy. Power shears are great if you afford them (around £300) and aren't left handed like me. Depending on the input power they can handle thick plates (for example, a Bosch GSC2.8 will cut up to 2.8mm steel). I have seen a nibbler attachment for an electric drill made by Falcon Tools that claims to cut up to 1.5mm steel but have never tried one. Good hunting!



Tools... (continued)

Hole Maker

To put rivets in you need holes. For cloth push a sharp point through, thus cutting as few fibres as possible. For leather get a punch — belt punches are far superior to the hand punches, with the rotating head, which tend to bend if used a lot. For metal a good old electric drill does fine; use HSS drills not wood working ones, or if you want to drill stainless use Boron Carbide tipped drills. If you put a leather washer on the drill next to the chuck you will prevent it scratching if you push your drill in too far. Period armourers probably punched their holes, the modern equivalent is to use a hand punch such as a 'Whitney metal punch'. I invested in one of their "No.5 junior hand punch" sets a few years ago and found it saved a lot of time and effort! It punches 3/32 to 9/23 inch holes in up to 16 gauge steel. You will also need a centre punch to mark where your holes will go (and give a drill tip something to start off on). After years of cursing the automatic spring loaded punches I gave up and went over to using a good old solid punch and a hammer. So much for modern technology.



Investiture Recipes

By Monique de Toulon and HL Aelfric Thorfasson

These recipes were used as source recipes and may have been "improved"

Alexander's Cake

(Original recipe from The Frugal Gourmet)

Ingredients:

The Cake:

1 lb soft butter

3/4 cup sugar

2 eggs

The Filling:

1 10-oz jar of red currant jelly

Grated rind of 1 lemon

4 cups all-purpose flour

The Glaze:

Juice of 2 lemons

1 lb powdered sugar, sifted

DIRECTIONS

Cream the butter and sugar well in an electric mixer. Add the eggs, one at a time, mixing well. Add the lemon rind and the flour. Mix just until a smooth dough is formed.

Grease two 9x13 inch sheet-cake pans and line each with a waxed paper. Divide the dough evenly between the two pans. Using a spatula, spread the dough evenly. You may want to put waxed paper on top as well and simply use a rolling pin. Remove the waxed paper on top. Bake at 375 degrees for about 13-15 minutes, or until they are just golden brown. Allow the sheets to cool in the pans.

Invert one sheet onto a flat serving platter and peel off the waxed paper. Whisk the jelly to thin it out then spread it evenly over the first sheet. Carefully invert the second sheet on top of the first and peel off the waxed paper.

Prepare the glaze by stirring the lemon juice gradually into the powdered sugar with a fork. If it does not spread easily, add enough water, 1 teaspoon at a time, until you get an icing that is easy to work with. Spread the top of the pastry with the icing and allow it to set. Cut into diamonds or 1x3 inch pieces. Serves 12-16

Last Call

A&S Meetings are being scheduled at Jerome Prairie School for the second and fourth Tuesdays of the month. Combined A&S/Fighter Practice on the 3rd Sunday at 11 am.

Want to offer a class at ARC? Contact MyrtleholtChatelaine@gmail.com

Our HL David de Rosier-Blanc will be set on vigil at Egil's on May 27 with his elevation into the rank of Pelican on Saturday, 28!

Next Business Meeting— CHANGE OF VENUE!

Elk Mountain Highland Games Site: 8205 E. Evans Creek Rd, Rogue River
SUNDAY, May 1 at 1:00pm.

Officer Excerpts

Marshal: Fighter practices will be moving to the parks with nicer weather.
Check online for updates

Seneschal: Officer quarterly reports are due by April 15th

MoAS: Jerome Prairie School, 2nd & 4th Tuesday evening, 3rd Sunday morning.
Sunday A&S is Bring-Your-Project Day

Chatelaine: New business cards are now available
More detailed Officer Reports are posted in the Meeting Minutes on Facebook

Looking Forward

GarbnGo Fred Meyer Shopping Center, April 12, 2016

Demo Elk Mountain Highland Games, April 30/May 1, 2016
Period encampment, War Practice, Business Meeting

ARC September 30/Oct 2, 2016
Event Steward: Lord Uilliam Mag Dhuibhfhinn & Family

Hogmanay December 31, 2016
Event Steward: Andreana Sionnach, Mentor: David de Rosier-Blanc
Game Master: Robert O'Neill & Youth Activities: Tristan Munroe
Feast Steward: HL Keara Rylyn Buchanan
Feast Steward Assistant: Bowen Doyle



Calendar

Find These Events at: <http://antir.sca.org/Upcoming/index.php>

April-2016

Dates	Event	Branch Locations
15-17	Bar Gemels	Barony of Terra Pomaria
15-17	Honor War	College of Lyonsmarche
16-17	Quest for the Golden Fleece	Shire of Ramsgaard
16	Spring Ball	Barony of Seagirt
22-24	Penguin Crusade	Shire of Cae Mor
22-24	Silver Arrow	-Branch TBA-
22-24	West Coast Culinary Symposium	Barony of Dragon's Mist
29-01	Embers and Ambrosia with Daffodil Archery	Barony of Blatha An Oir
30	Baronial Birthday Bash	Barony of Adiantum
30-01	Hartwood Spring TUTR	Shire of Hartwood

May-2016

Dates	Event	Branch Locations
06-08	Fjordland Rising	Shire of Fjordland
06-08	Maypole Faire	Shire of Druim Doineann
06-08	Sir Edwards Tourney	Shire of Shittimwoode
07	May Revel	Shire of Southmarch
13-15	Faire In The Grove	Barony of Dragon's Mist
13-15	Hocktide Emprise	Shire of Glyn Dwfn
13-15	Iron and Ink 2016	Barony of Wealdsmere
13-15	Mayfaire	Barony of Glymm Mere
14	Champions Tournament	Barony of Lions Gate
14	Saturday in the Park with Sven	Canton of Porte de l'Eau
20-22	   May Crown (Event's Web Site)	Barony of Vulcanfeldt
27-30	Celtic Revolt	Barony of Wealdsmere
27-30	  Egil Skallagrimson Memorial Tournament XLII(Event's Web Site)	Barony of Adiantum
27-30	  Grand Thing	Barony of Stromgard
27-29	Sealion War	Barony of Lions Gate
28	Cold Keep Spring Defenders	Shire of Cold Keep

Myrtle Holt Officers



SENESCHAL
Lady Brynhildr Smidsdottir
(Megan Blattel)



ARTS & SCIENCES
HL David de Rosier-Blanc
(David Bianco)



GOLD KEY
Constance Campbell
(Christina Hager)



SCRIBE
HL Keara Rylyn Buchanan
(Loree Day)



HERALD
Lord Bjolan Bjornson
(Rev. James A. Otto Sr.)



HEAVY MARSHAL
Bowen Doyle
(Albert Wessels)



WEBMINISTER
Lord Thorlof Anarson
(Josh Plater)



EXCCHER
HL Caterine Mitchell
(Kattie Cole)



CHRONICLER
Lady Nim
(Sarah Givens)



DEPUTY GOLD KEY
Alina MacMurrich
(Amanda C. Cowin)



CHATELAINE
Lord Uilliam (Liam) Mag Duibhfhinn
(Morris Givens)



HERALD IN TRAINING
Eric Liefson
(Glenn Allen)



TARGET ARCHERY MARSHAL
Lord Uilliam (Liam) Mag Duibhfhinn
(Morris Givens)



EQUESTRIAN MARSHAL
(Vacant)

The Leaflette is not a corporate publication of the SCA and does not delineate official policy.



This is the April 2016 issue of The Leaflette, a publication of
The Incipient Barony of Myrtle Holt,
A branch of the Society for Creative Anachronism, Inc. (SCA, Inc.)
and is published as a service to the SCA's membership.
The Leaflette is available online at <http://www.myrtleholt.antir.sca.org>



Copyright © 2016 - Society for Creative Anachronism, Inc.
For information on reprinting photographs, articles, or artwork from this publication, please contact
Myrtleholt.Chronicler@gmail.com, who will assist you in contacting the original creator of the piece.
Please respect the legal rights of our contributors.